

Technology Sourcing and Internationalisation of IT firms in India

K. Narayanan¹ and Savita Bhat²

Abstract

The paper analyzes the determinants of internationalisation, defined in terms of export intensity and overseas investments, of the IT firms in India. In particular, the paper examines the role of technology sourcing, both internal (in-house R&D) and external (technology imports), in determining inter-firm variation in internationalisation. The study, using the resource-based perspective, finds that there are differences in the determinants of exports and overseas investments. Also, the effects of the technological factors differ between software and services firm and a hardware firm. By and large, the study finds support to the view that, presently, IT firms in India are gaining competitive advantage over their rivals by exploiting the technological gap along with factor cost differentials. The paper suggests that the firms need to create niche markets to have long-run competitive advantage in the international market.

Keywords: Technology Sourcing, Internationalisation, Export, FDI, Information Technology, India

JEL Codes: F14, F23, L63, L86

¹ Professor of Economics, Department of Humanities and Social Sciences, Indian Institute of Technology Bombay, Powai, Mumbai, India, 400076

Tel.: +91-22-25767381; fax: +91-22-25764350 E-mail: knn@hss.iitb.ac.in

² Research Scholar (Economics), Department of Humanities and Social Sciences, Indian Institute of Technology Bombay, Powai, Mumbai, India, 400076 Email: savitabhat@iitb.ac.in

Technology Sourcing and Internationalisation of IT firms in India

K. Narayanan and Savita Bhat

1. Introduction

Over the last fifty years, the phenomenon of internationalisation of firms has captured the interest of researchers across the globe. Recently, World Trade Report noted that, in the year 2005, world merchandise export was around \$10121 billion and world commercial services export was around \$2415 billion (WTO, 2006). In the same year, the value of India's merchandise and commercial services exports stood at \$90 billion and \$68 billion respectively. With regard to FDI, although, most of the outward FDI in the world comes from developed countries, the developing countries are also not too far behind. In the year 2005, approximately 17 percent of the world FDI came from the developing countries (UNCTAD, 2006). In case of India, the outward FDI stock as a percentage of Gross Domestic Product (GDP) increased from 0.4 percent in 2000 to 1.2 percent in 2005.

From the point of view of developed countries, there are numerous theories and empirical studies on international trade, and existence and growth of Multinational Companies (MNCs).³ However, from the developing country perspective, the literature on internationalisation is dominated by studies on export competitiveness of the developing country firms⁴ and effect of inward Foreign Direct Investments (FDI)⁵ on these economies.

Unlike the Organization for Economic Co-operation and Development (OECD) and other emerging economies, international orientation for most of the Indian firms has been traditionally through investments rather than exports. Since 1970s, Indian government encouraged outward investment, although with some restrictions, to promote export of Indian technology. However, during the protective regime, there were lots of restrictions on inward FDI and industrial

³ For example, Posner (1961), Hufbauer (1966), Vernon (1966), Krugman (1979), Lall (1980), Pavitt and Soete (1980), Buckley and Casson (1985), Fagerberg (1988), Grossman and Helpman (1991), Balestra and Negassi (1992), Dunning (1993), Wakelin (1998), Co (2001).

⁴ Some studies on India include Kumar and Siddharthan (1994), Siddharthan and Nollen (2004), and Narayanan (2006, 2007).

⁵ See Kumar (1994) and Siddharthan and Rajan (2002) for details.

production. With deregulation in 1980s and subsequent liberalization in 1990s, the quota and licensing restrictions were removed for most of the industries. Thus, the firms could scale up their operations in India itself. As a result, in the past decade, the Indian economy has witnessed tremendous growth. The Information Technology (IT) sector of India, in particular, has been growing with an annual average growth rate of more than 25 percent over the past few years (Statistical Year Book 2005-06)⁶. The IT sector exports a substantial portion of its turnover. Lately, many of the firms in this sector have been observed to be choosing the FDI mode of internationalisation.

The present study is an attempt to understand the determinants of internationalisation of the firms from the IT industry in India. Here, internationalisation is captured in terms of exports and overseas investments. It is proposed that inter-firm differences in ownership specific advantages (O) in the home country would lead to differential international competitiveness of the firms. Specifically, we examine how O-advantages generated through differential technological efforts affect exports and overseas investments. The technological efforts are in the form of in-house Research and Development (R&D), import of embodied technology through import of capital goods and import of raw materials and spares, and import of disembodied technology against royalty and technical fee payments. An unbalanced sample drawn from the IT industry in India is empirically analyzed using maximum likelihood based Tobit estimation technique.

The following section gives an overview of the IT industry in India. Section 3 deals with the theories and empirical studies on exports and foreign direct investments. This section also highlights the analytic framework used in this study. Section 4 deals with the sample and variables. Section 5 gives a preliminary analysis and describes the models. Section 6 presents the Tobit results and Section 7 summarizes the findings and concludes the study.

2. Overview of IT sector in India

The IT industry took root in India in the 1960s with two big firms, namely, International Business Machines (IBM) and International Computers Limited (ICL). Due to favorable policies of the

⁶ The Statistical Year Book 2005-06 has been accessed on Oct, 5, 2007 from http://www.escindia.in/export_statistics.pdf

Indian government, many more firms entered this industry during the 1970s. In the 1980s, the government realized that due to its protective policies, the firms in Indian industries had become incompetent as compared to those in the world. Hence, to increase competition, the Indian government started opening up. For many industries, the licensing and quota systems were done away with. At the same time, import of components and technological know-how was made easy. During the 1990s, foreign sector was also liberalized. Foreign ownership of Indian subsidiaries of up to 100 percent was permitted in some industries. Export Promotion Capital Goods (EPCG) scheme was also introduced in 1990 that enabled firms to import latest capital goods at reduced customs duty against export obligation.

To encourage the IT sector in India several policy measures were introduced. In 1986, to promote the software sub-sector, Software Export Development and Training Policy was introduced. Tariffs and import duties were cut drastically for import of components and inputs to software industry. Further, the procedures for foreign technology imports and foreign collaborations were also made more lenient. In the 1990s, Software Technology Park (STP) was set up at various centers in India to encourage export-oriented units in software sub-sector. The units in these parks are provided with high-speed data communication links and other services. For software sector in particular, a policy of 100 percent income tax exemption on profits from software exports was also put forth.

Due to such favorable policy measures, IT production and exports has been showing increasing trend over the past few years (Narayanan and Bhat, 2007). During the year 2005-06, IT production in India was estimated at US\$ 42.34 billion, which was approximately 6 percent of India's Gross Domestic Product (GDP) and 2 percent of world IT production (Statistical Year Book 2005-06). Software and services accounted for around 67 percent of this production and the rest were from the electronics hardware sub-sector. Over the years, the gap between the production of software/services and electronics hardware sub-sector is also increasing (Narayanan and Bhat, 2007).

In the year 2005-06, approximately US\$ 25.89 billion (61 percent) of Indian IT products and services were exported. Today, Indian IT firms have entered both offshore and on-site businesses.

However, most of the IT products and services still consist of routine support, maintenance, coding, and semi-developed package production projects (Heeks, 1998; Radhakrishnan, 2006).

Of late, many of the IT firms have been seen investing on offices, development centers, subsidiaries, and joint ventures overseas. These investments have been mainly in the developed countries such as the United States (US) and United Kingdom (UK) (Pradhan, 2007), which are also the major destinations of IT exports. It is believed that the IT MNCs from India are using market seeking and efficiency seeking FDI to come closer to their prospective clients in these countries (UNCTAD, 2006; Henley 2006-7).

3. Analytical Framework

At macroeconomic level, the proponents of technology gap theory (Posner, 1961) propose that technological differences between countries determine the direction of international trade. The new trade theorists too incorporate technological factor in their model to explain international trade (Grossman and Helpman, 1991).

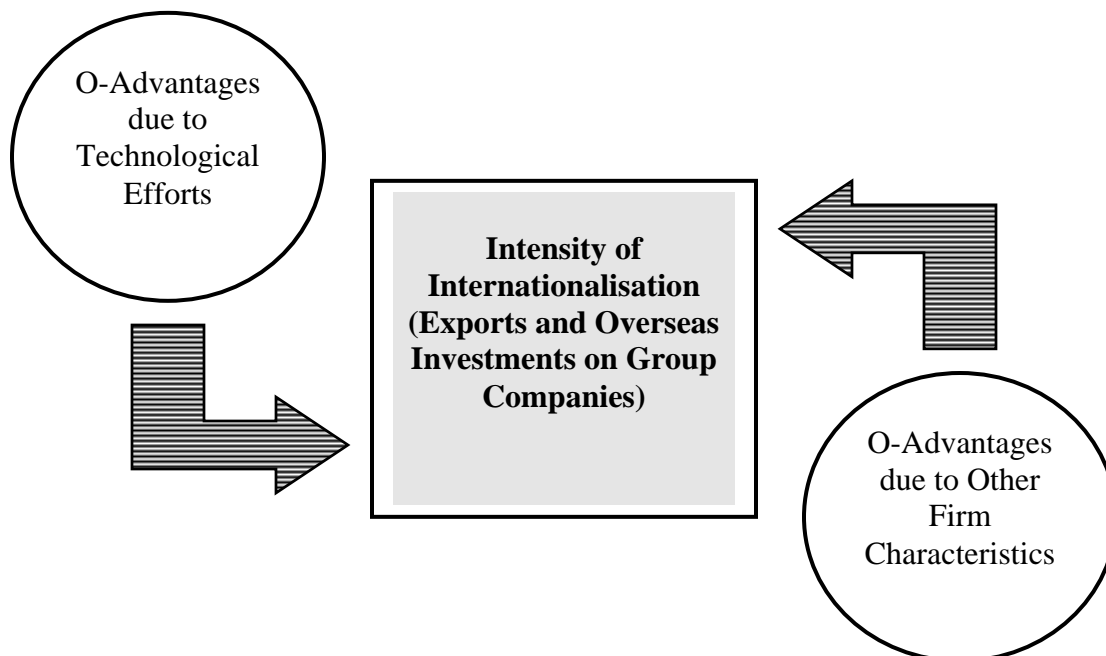
Others like Vernon (1966) have used product cycle approach to explain both international investments and international trade. According to this approach, any new un-standardized product is first produced in the advanced country like USA where there is abundant resource for undertaking rigorous research. As the product matures and the market expands, the product is exported from the producer country. Later, when the product is standardized, cost factors become more important. At this stage, the labor-intensive stages of production are carried out in the less-developed countries through foreign direct investments (Buckley and Casson, 1985).

The proponents of the evolutionary theoretical framework (Nelson and Winter, 1982) suggest that there are inter-firm differences in capabilities of the firms that lead to differences in competitiveness of the firms and nations. Further, they propose that development of a firm is path dependent. In other words, a firm generally builds over its already existing resources and capabilities (trajectory shifts). However, over time, firms can accumulate substantial capabilities to have major shifts in their operations (paradigm shifts).

The Resource-Based Perspective (RBP) of the strategic management literature borrows concepts from the evolutionary theoretical framework and the theory of industrial organization to propose that the heterogeneous resource endowments of the firms result in differences in competitiveness of the firms (Barney, 1997; Peteraf, 1997; Mahoney and Pandian, 1997; Wernerfelt, 1997). According to this perspective, to successfully compete in any market, a firm must possess some firm-specific tangible or intangible resource or assets that can create a barrier for others to enter the industry (Wernerfelt, 1997). Further, for sustained competitive advantage, it is essential that these heterogeneous resources are not easy to imitate and substitute (Mahoney and Pandian, 1997). Examples of such firm specific strategic resources include capital, production experience, brand loyalties, technological leads, and skills of the personnel.

Dunning's (1993) eclectic or Ownership-Location-Internalization (OLI) framework is a general theory of the MNCs that has been widely used by researchers to explain existence and behavior of MNCs. It suggests that firms locate to foreign countries due to the existence of ownership (O), location (L) and internalization (I) advantages. The ownership (O) advantages or core competencies of the firm is supposed to arise due to various firm specific factors including technological superiority of the firms. The firms can take advantage of these O-factors and production factors (L) in the host countries to compete overseas. The nature of internalization advantages (I) would determine the choices of entry mode for the MNCs.

Figure 1: The Analytical Framework



The O-factors in Dunning's OLI framework are similar to the strategic resources in the Resource-Based Perspective. However, while the OLI framework focuses on host country perspective to examine FDI mode of internationalisation, the RBP is a general theory that considers role of strategic resources in determining competitiveness of the firms. Since, this study takes a home country perspective to analyze the determinants of internationalisation of firms with regards to both exports and overseas investments, an analytic framework (Figure 1) based on the relatively broader Resource-Based Perspective of the firm has been followed. In this framework, effect of O-advantages generated through both technology sourcing (such as in-house R&D, import of capital goods and technology) and other firm specific characteristics (such as size of the firm, age of the firm, affiliation of the firm) on internationalisation have been considered.

In the context of developing countries such as India, empirical studies are available that have examined the export and FDI behavior of the firms. For example, Siddharthan and Nollen (2004) and Narayanan (2007) have investigated the effect of technological efforts on export competitiveness of the IT firms in India. Kumar (1982) and Lall (1982) have looked into the emergence of third world multinationals in general and Pradhan (2004) and Narayanan and Bhat (2007) have specifically studied MNCs of Indian origin. The present study analyzes the determinants of both exports and overseas investments mode of internationalisation using a more recent sample from the IT industry in India.

4. Sample and Variables

For the purpose of analysis, an unbalanced sample of 2811 observations from the IT industry in India has been considered. The study period is of seven years (2001-2007). The source of the data is Prowess database provided by Center for Monitoring Indian Economy (CMIE). The database contains data on both listed and un-listed companies from Indian industries. As per Prowess database, the sample consists of mainly software firms, with only 44 hardware and 83 service providers. Around 67 firms entered the industry during the period of analysis.

Table 1: Variables and their Definitions

Sl.	Variable	Symbol	Definition
1	Export Intensity	EXPI	Export of goods and services /Sales*100
2	Intensity of Overseas Investment on Group Companies	OIGC	Overseas investments on group companies/ Assets*100
3	R&D Intensity	RDI	R&D investments/Sales*100
4	Import of Capital Goods Intensity	MKI	Expenditure on Import of Capital Goods/Sales*100
5	Import of Design, Drawings, and Blueprints Intensity	MTI	Forex expenditure of Royalty and Technical Fees/Sales*100
6	Import of Raw Material and Spares Intensity	MRSI	Expenditure on Import of Raw Material and Spares/Sales*100
7	Intensity of Outsourced Manufacturing and Professional jobs	OUTS	(Amount spent on outsourcing manufacturing jobs + software development fees + IT enabled services charges)/Sales*100
8	Size of the firm	SIZE	Sales Turnover of the firm
9	Skill content of the firm	SKILL	Salary and Wages/Sales*100
10	Experience of the firm	AGE	Year under study – Year of Incorporation of the firm
11	Hardware firm	D_{hard}	$D_{hard} = 1$ if the firm is a hardware producer $D_{hard} = 0$ Otherwise
12	Affiliated firm	D_{aff}	$D_{aff} = 1$ if the firm is affiliated to a business house or foreign firm $D_{aff} = 0$ Otherwise

Table 1 gives the definition of the variables used in the study. A firm may either choose to produce goods and services in India and export them to earn short-term gains or may choose to invest overseas on associate companies and subsidiaries to earn rewards in the long run. Thus, export intensity (EXPI) and intensity of overseas investment on group companies (OIGC) are the two variables denoting internationalisation of the firms.

Regardless of the mode chosen for internationalisation, the extent of internationalisation would depend on the ownership specific assets that the firm possesses. Technology can be one such asset that can give definite competitive advantage to the firm over rivals (Dunning 1993, 2000; Wernerfelt, 1997). By means of in-house R&D efforts (RDI), firms can become proprietary

owner of both product and process innovations (Pugel, 1981). In India, however, R&D expenditure as a percentage of GDP in the year 2000 was only around 0.9 percent compared to 2.7 percent for US (WTO, 2006). Further, in the same year for India, the share of private sector R&D in the total R&D was only 23 percent. Nevertheless, the firms that do invest on R&D are more likely to be able to generate O-specific assets to venture into international markets.

The developing country firms are generally believed to be propagators of the innovations originating in the developed countries. Hence, the firms can gain O-specific advantages at home through technology imports. Import of capital goods (MKI) and import of raw materials and spares (MRSI) would bring with them latest technology embodied within the machinery and components. With the help of this modern technology, the firm would be able to cater to the needs of the global market more efficiently. This is especially true for the IT industry, where technology changes very rapidly. Import of designs, drawings, and blueprints against royalty payments (MTI) also brings with it technological knowledge that can be used to produce products and services of world standards. Firms may augment these imported technologies with in-house efforts to assimilate the existing technology and then improve it to produce proprietary technological assets (Kumar, 1982). Sometimes, even if the imported technology is not enhanced, the developing country firms can become MNCs by taking advantage of low technology-transfer and managerial costs in their home countries (Lall, 1982). In case of IT industry, the technology-transfer costs can be still lower since much of the intra-firm transfer of codified knowledge can take place over Internet.

Information Technology firms sometimes outsource part of their manufacturing jobs to outsiders (OUTS). These jobs are generally routine maintenance jobs. Through outsourcing, the firms can increase their competitiveness by concentrating more on innovative activities. Size of the firm (SIZE), skill content of the work force (SKILL) and experience of the firm (AGE) are some other firm characteristics that can also give O-advantages to the firm. For example, large size of the firm would indicate the availability of sufficient resources to invest on foreign client search and subsidiary establishment (Pugel, 1981; Kumar, 1982). In the case of IT industry where replication of products and services is easy, the firms can operate at large scale and achieve cost advantages. Similarly, higher investments by a firm on wages and salaries would indicate higher skill content

in the firm (SKILL). The technical, managerial, and marketing skills of the workforce can be used in product differentiation and efficient production (Lall, 1982). In case of IT industry, the technique of body shopping or on-site production can be exploited by the overseas subsidiaries of the firms as well. Again, older firms would have accumulated capabilities and experiences over the years of their existence. This can give them confidence to venture into uncertain overseas markets.

The government of India has been giving various incentives to the software and services sector to internationalize. Hence, the hardware firms (D_{hard}) might be at a disadvantage when compared to software and services firms in terms of international competitiveness. Again, a firm affiliated to a foreign firm or a business house (D_{aff}) would be able to take advantage of the brand name, contacts, resources, and experience of the parent firm to have competitive edge over its rivals in overseas market.

5. Preliminary Analysis and Model

As is clear from Figure 2, nearly 60 percent of the observations in the sample are internationally oriented. More than half the sample ($32.66 + 25.54 = 57.98$ percent) uses export mode of internationalisation and nearly a quarter of the sample ($25.54 + 2.92 = 28.46$ percent) is investing overseas on group companies. However, it is interesting to note that most of the foreign investors are also exporters.

Over the period of analysis, in case of the present sample, the average intensities of exports and overseas investments on group companies have been showing a gradual upward trend (Figure 3). While the average export intensity for the IT sample as a whole has been around 35 percent, there is a statistically significant difference in the average export intensity of hardware firms and others (Table 2). Compared to software and services firms, the average overseas investment on group companies is also lower for the hardware firms. However, on an average, the hardware firms in the sample have higher technology import intensities than the software and services firms. In this sample the software firms are generally smaller and younger (Table 2), however, they are more R&D intensive, better endowed with respect to skill content, and are more into outsourcing compared to the hardware firms.

Figure 2: Pie Chart depicting the distribution of Exporters and Overseas Investors

Percentage Shares of Exporters and Overseas Investors

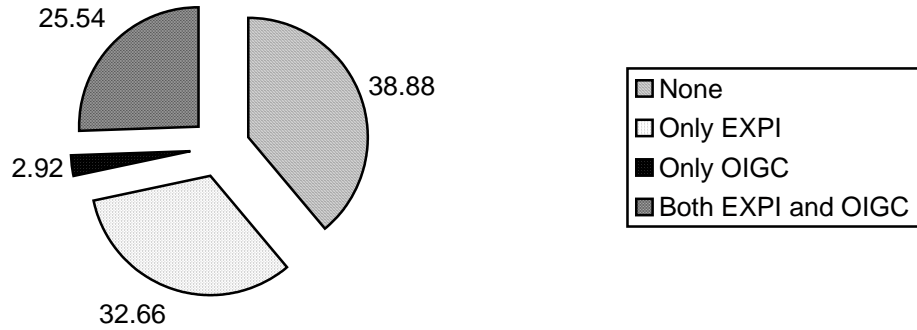


Figure 3: Trend in Average EXPI and Average OIGC

Trend in Average EXPI and OIGC

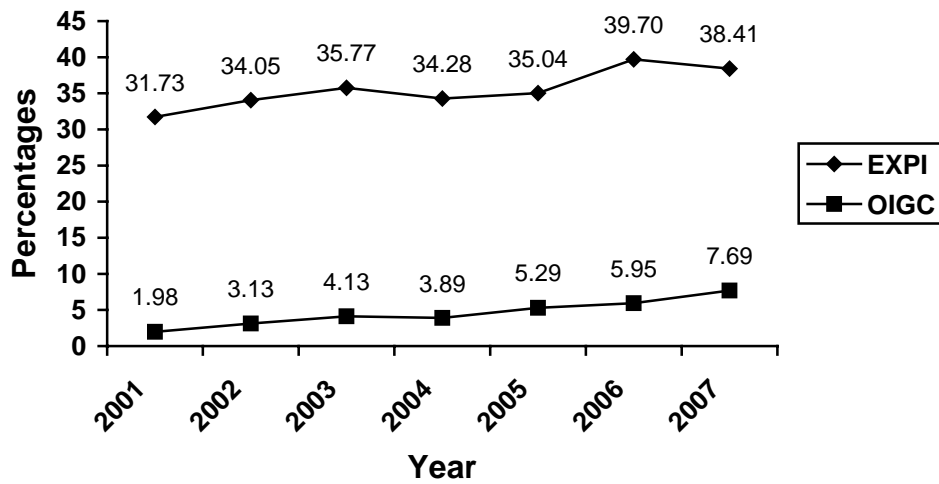


Table 2: Mean with Variance in parenthesis

Sl.	Variables	Full Sample	Hardware Firms	Others (Software and Services Firms)
1	EXPI	35.49 (1737.00)	8.54 (443.78) ^c	37.71 (1778.98)
2	OIGC	4.51 (149.16)	0.49 (3.41) ^c	4.84 (159.73)
3	RDI	0.39 (6.51)	0.14 (0.21) ^c	0.41 (7.02)

4	MKI	1.71 (47.71)	2.13 (121.66)	1.68 (41.65)
5	MTI	0.28 (8.38)	2.20 (76.95) ^c	0.12 (2.43)
6	MRSI	1.16 (36.57)	10.57 (274.06) ^c	0.38 (9.20)
7	OUTS	1.49 (75.70)	0.56 (30.30) ^c	1.57 (79.37)
8	SIZE	118.51 (477724)	166.84 (139015.9) ^c	114.53 (505490.4)
9	SKILL	38.54 (8947.14)	9.74 (367.91) ^c	40.91 (9580.50)
10	AGE	10.95 (50.58)	14.58 (54.84) ^c	10.65 (49.07)
	Number of Observations	2811	214	2597

^c The mean value of the firm characteristic is different at statistical significance of 10 percent level for Hardware and Others (Software and Services firms)

Tables 3 and 4 depict more specific details of the technological activities of the IT firms. As is clear from Table 3, import of capital goods is the most popular mode (772 observations) of technology sourcing in this industry. On an average, within the R&D doing observations, software and services firms have higher R&D intensity compared to hardware firms. Furthermore, this difference in the mean R&D intensity exists even when the sample is divided into only R&D undertaking firms and R&D with other technological activities (Table 4). This can mean that, on an average, compared to hardware firms, the software and services firms are undertaking relatively more of innovative as well as adaptive R&D.

Table 3: Mean Values of the Technological Variables for the sample[†]

Sl.	Technological Behavior	Total	Hardware	Others (Software and Services Firms)
1.	RDI ^a	4.9 (221)	0.84 (35)	5.67 (186)
2.	MKI	6.24 (772)	8.4 (54)	6.08 (718)
3.	MTI ^b	7.05 (112)	12.09 (39)	4.36 (73)
4.	MRSI ^a	14.79 (220)	23.56 (96)	8.01 (124)

[†] Number of observations out of the total of 2811 undertaking the technological activity in parenthesis

^a Difference between mean RDI and MRSI for the hardware and others is statistically significant at 1 percent level

^b Difference between mean MTI for the hardware and others is statistically significant at 5 percent level

However, the technologically active hardware firms are investing relatively more on import of designs, drawings, blueprints, raw materials and spares (Table 3). It is interesting to note that a very high number of technologically active software and services observations (718) have opted for import of capital goods.

Table 4: Comparison of Mean Values of RDI for the technologically active IT Hardware and other firms in the sample[†]

Sl.	Technological Activity	Hardware	Others ^b (Software and Services Firms)
1.	Only R&D ^a	0.61 (2)	7.99 (50)
2.	R&D with Technology Imports ^a	0.85 (33)	4.81 (136)

[†] Number of observations in parenthesis

^a Difference between mean RDI for the hardware and others subgroups is statistically significant at 1 percent level

^b Difference between the mean RDI for Only R&D and R&D with Technology Imports group is statistically significant at 5 percent level

The present sample contains both exporters and non-exporters and foreign investors and non-investors. For such a sample, where the dependent variable takes a zero value for many observations, models that use maximum likelihood estimation technique are considered to be more appropriate than ordinary least square (OLS) estimation technique (Greene, 2002; Gujarati, 2003; Siddharthan and Nollen, 2004; Narayanan, 2006).

In India, Tobit model is one such econometric model that has been used for censored data (see Kumar and Siddharthan, 1994; Siddharthan and Nollen, 2004; and Narayanan, 2006). According to these studies the advantage of using Tobit model instead of a Probit model is that information on the continuous values of explained variable are not lost in Tobit models, whereas after converting the variable into binary form (as is the case in Probit model) valuable information is lost. Statistically, a general Tobit model can be expressed as:

$$\begin{aligned}
 Y_i^* &= \alpha_0 + \alpha_1 X_{1i} + \dots + \alpha_n X_{ni} + u_i, \\
 Y_i &= 0 \quad \text{if } Y_i^* \leq c, \\
 &= Y_i^* \quad \text{if } Y_i^* > c
 \end{aligned}
 \tag{1}$$

where subscript i stands for the particular observation, Y_i^* is the unobserved regressand or the latent variable (also called as index variable), c is the lower censoring limit, Y_i is the actual observed variable, and X_{1i} to X_{ni} are the n regressors.

The Tobit models for EXPI and OIGC as explained variables is defined as follows:

$$\begin{aligned}
EXPI^* &= \alpha_0 + \alpha_1 RDI + \alpha_2 MKI + \alpha_3 MTI + \alpha_4 MRSI + \alpha_5 OUTS + \alpha_6 \ln SIZE + \alpha_7 \\
&\ln SKILL + \alpha_8 AGE + \alpha_9 D_{hard} + \alpha_{10} D_{aff} + \alpha_{11} RDI * D_{hard} + \alpha_{12} MKI * D_{hard} + \alpha_{13} \\
&MTI * D_{hard} + \alpha_{14} MRSI * D_{hard} + u_1 \\
EXPI &= 0 \quad \text{if } EXPI^* \leq 0 \\
&= EXPI^* \quad \text{if } EXPI^* > 0
\end{aligned}
\tag{2}$$

where $EXPI^*$ is the latent (index) variable and $EXPI$ is the corresponding observed export intensity.

$$\begin{aligned}
OIGC^* &= \beta_0 + \beta_1 RDI + \beta_2 MKI + \beta_3 MTI + \beta_4 MRSI + \beta_5 OUTS + \beta_6 \ln SIZE + \\
&\beta_7 \ln SKILL + \beta_8 AGE + \beta_9 D_{hard} + \beta_{10} D_{aff} + \beta_{11} RDI * D_{hard} + \beta_{12} MKI * D_{hard} + \\
&\beta_{13} MTI * D_{hard} + \beta_{14} MRSI * D_{hard} + u_2 \\
OIGC &= 0 \quad \text{if } OIGC^* \leq 0 \\
&= OIGC^* \quad \text{if } OIGC^* > 0
\end{aligned}
\tag{3}$$

where $OIGC^*$ is the latent (index) variable and $OIGC$ is the corresponding observed overseas investment variable.

Table 5: Correlation Matrix

	EXPI	OIGC	RDI	MKI	MTI	MRSI	OUTS	lnSIZE	lnSKILL	AGE
EXPI	1.00									
OIGC	0.28 ^a	1.00								
RDI	0.03	0.06 ^a	1.00							
MKI	0.26 ^a	0.01	0.001	1.00						
MTI	-0.03	-0.02	-0.01	0.0002	1.00					
MRSI	-0.05 ^a	-0.03	0.05	0.09 ^a	0.02	1.00				
OUTS	-0.06 ^a	0.01	-0.01	-0.03	-0.01	-0.03	1.00			
lnSIZE	0.39 ^a	0.18 ^a	0.10 ^a	0.12 ^a	0.06 ^a	0.21 ^a	-0.0002	1.00		
lnSKILL	0.29 ^a	0.12 ^a	0.02	0.06 ^a	-0.04	-0.13 ^a	0.11 ^a	-0.26 ^a	1.00	
AGE	-0.002	0.07 ^a	0.02	-0.03	0.04	0.14 ^a	-0.01	0.25 ^a	-0.13 ^a	1.00

^a indicates statistical significance at 1 percent level

The SIZE and SKILL variables have large variance (Table 2). Hence they have been introduced in the equations in logarithmic form to avoid heteroscedasticity problem (Gujarati, 2003). Further, interactive variables ($RDI * D_{hard}$, $MKI * D_{hard}$, $MTI * D_{hard}$, and $MRSI * D_{hard}$) have been introduced

to investigate the differences in the effects of technology variables on explained variables for the hardware firms and others (software and services). Among the technology variables, statistically, only MKI is positively correlated to EXPI and only RDI is positively correlated to OIGC (Table 5). SIZE and SKILL variables are positively correlated to both EXPI and OIGC. Overall, the value of all the correlation coefficients in the matrix is low suggesting that the multicollinearity problem is unlikely to arise in the present study.

6. Results and Discussion

Table 6 presents the maximum likelihood estimation results of the Tobit models in equations 2 and 3. Since the Chi^2 value is statistically significant, the estimated coefficients can be interpreted. On the whole, one can observe that there are differences in the effects of the explanatory variables on the two explained variables (EXPI and OIGC).

In line with other studies on international competitiveness of IT industry in India (Siddharthan and Nollen, 2004; Narayanan, 2007; Narayanan and Bhat, 2007), technology sourcing variables are turning out to be important in determining internationalisation of firms. However, as was expected, there are differences between the software and services firms and the hardware firms with regards to the effects of technology variables on exports and overseas investments. While, in-house R&D efforts are quite relevant for overseas investments in the case of the software and services firms, it is not so for the hardware firms. This implies that, the software and services firms are able to generate some ownership-specific assets through in-house R&D efforts that gives them confidence to invest overseas on subsidiaries and associate companies.

Again, the software and services firms that are importing latest technology embodied in machinery are doing well in the export market. In contrast, the software and services firms that are relying more on imported raw materials and spares for their older machinery are not doing that well in the export market. The firms that are importing latest capital goods are likely to be availing of the Indian government's Export Promotion Capital Goods (EPCG) scheme. Nevertheless, the software and services firms that continuously import latest equipments and machinery would be able to provide their foreign clients with superior products and services

compared to those firms that are either relying on older equipments or simply upgrading their old equipments by importing spares.

Table 6: Tobit Results for EXPI and OIGC as Explained Variables

Sl.	Explanatory Variables	EXPI as Explained Variable	OIGC as Explained Variable
1	Constant	-58.31 (-15.46) ^a	-51.65 (-17.79) ^a
2	RDI	-0.62 (-1.58)	0.42 (1.86) ^c
3	MKI	1.29 (8.60) ^a	-0.15 (-1.28)
4	MTI	-0.95 (-1.56)	-1.54 (-2.01) ^b
5	MRSI	-0.57 (-1.80) ^c	0.31 (1.69) ^c
6	OUTS	-0.25 (-1.85) ^c	0.12 (1.42)
7	lnSIZE	14.46 (27.96) ^a	5.02 (14.06) ^a
8	lnSKILL	18.44 (19.59) ^a	5.85 (9.05) ^a
9	AGE	-0.60 (-4.09) ^a	0.41 (4.37) ^a
10	D _{hard}	-49.80 (-8.59) ^a	-17.01 (-4.23) ^a
11	D _{aff}	1.37 (0.57)	3.63 (2.27) ^b
12	RDI* D _{hard}	7.07 (0.90)	2.15 (0.41)
13	MKI* D _{hard}	-0.201 (-0.58)	0.42 (1.99) ^b
14	MTI* D _{hard}	1.72 (2.31) ^b	2.10 (2.60) ^a
15	MRSI* D _{hard}	1.08 (2.72) ^a	-0.37 (-1.43)
	Number of Observations	2811	2811
	Log-Likelihood	-9337.35	-4489.63
	LR Chi ²	1464.23 ^a	545.82 ^a

^a, ^b, ^c indicate statistical significance at 1 percent, 5 percent, and 10 percent level

Values in parenthesis are t-statistics

At the same time, the software and services firms that are importing more of raw materials and spares are doing well in foreign investment market. This could be because, while the capital good importers are forced to concentrate more on export market (due to export obligation under EPCG scheme), the firms that upgrade their old machinery and equipments through imports of spares can still have a competitive edge over other players (who are not even upgrading their old equipments) in the domestic market. This success in the domestic market might be giving the importers of raw material and spares the required funds and confidence to choose overseas investment mode of internationalisation. However, the software and services firms that presently

import a lot of designs, drawings, and blueprints, might require more in-house efforts to successfully assimilate the imported technology and to generate O-factors to successfully internationalize.

In the case of hardware firms, import of designs, drawings, and blueprints and import of raw materials and spares is turning out to be relatively more important for their export competitiveness. Again, as compared to the software firms, embodied technology imports in the form of capital goods, designs, drawings, and blueprints also seem to be more relevant for overseas investments of hardware firms. It is quite possible that, as India lacks capabilities in hardware sector, the imported designs, drawings, blueprints, raw materials and spares are based on the latest global computer hardware technology.

In the case of IT industry, the knowledge gained about the overseas market as a consequence of affiliation to business house and foreign firms is quite relevant for overseas investments. At the same time, other O-advantages acquired through vast resources available in the large firms and managerial and technical abilities available in the firms with large skill base are very important for both exports and foreign investments.

Unlike what was postulated, the firms that outsource a part of their production process are not able to do that well in the exports market. This could imply that the firms that lack technology or capabilities are the ones that are outsourcing portions of their work to others. Again, unlike what was hypothesized, experience of the firm doesn't seem to be that important to get into export market. This could be due to the fact that many new companies set up their units in the STPs, where it is mandatory to export. However, to have one's own foreign subsidiary, the firms do need to have some experience.

7. Summary and Conclusions

From the perspective of a developing country like India, the study analyzes how ownership specific advantages (O) at home, due to differential technological efforts or due to other firm specific characteristics, is important in determining inter-firm differences in the internationalisation of the firms in the IT industry in India. Both exports and FDI modes of

internationalisation has been considered. The study is based on the high-tech IT industry of India where firms can be seen to be using both the modes of internationalisation. The analysis of unbalanced panel of 2811 observations for the past few years reveals the following points that are especially relevant to the IT sector in India:

1. From the home country perspective, a large number of IT sector firms in India are internationally oriented, either through exports or overseas investments. There seems to be a clear preference for exports mode of internationalisation, since majority of the overseas investors are also exporting. It is possible that by forming overseas subsidiaries and taking advantage of the proximity to the foreign clients, the firms are able to capture larger and better projects. A more detailed study is required to probe this relationship between overseas investments and exports.
2. Technology sourcing variables such as R&D and import of technology emerge significant in determining international competitiveness of the IT firms. Further, there are differences in the effect of these variables on exports and overseas investments. The effects of these variables also differ according to whether the firm is software and services firm or a hardware firm. The government's scheme of Export Promotion Capital Goods (EPCG) seems to be quite effective in promoting exports in the software and services sector. At the same time O-advantages generated through in-house R&D efforts also seems to be effective for the software and services firms that would like to invest overseas on group companies. In the light of the fact that the software firms can easily import latest capital goods under the EPCG scheme, hardware firms have limited buyers in the domestic market. Furthermore, due to lack of capabilities in hardware technology, only those hardware producers in India that import latest technology are likely to be able to compete in both domestic and international market. However, the O-advantages gained through imported technology can give a competitive edge to the IT exporters only till the rivals also get hold of an equally competent technology.
3. The IT firms that have vast resources and skills have definite advantage in the international market. Hence, the smaller firms with limited resources can form networks

- with other small and large firms to overcome this advantage and capture larger projects overseas. The firms, both small and large, that lack appropriate skills, can also collaborate with research institutes to acquire knowledge about the latest IT technologies, enhance them, and produce proprietary products and services.
4. With the encouragement from the government, the IT firms are successfully getting into export market at a very early age. However, it appears that some amount of market experience is required before the firm can form subsidiaries overseas. Moreover, the resources and market knowledge gained by the affiliated firms from their parents is quite important for the firms to invest overseas. The young firms can form consortiums with older, experienced, and business house affiliated or foreign firms to acquire knowledge about the policy environment and specific requirements of the clients in the overseas market. Using this knowledge, the young firms can quickly get into more specific, but contemporary, segment of IT production.

Thus, to develop international competitiveness, it is essential that the firms have O-specific advantages. In the case of India, imported technology and availability of resources are turning out to be important in determining internationalisation of IT firms. Hence, it seems that, presently, most of the internationally oriented IT firms are gaining competitive advantage over their rivals (both domestic and overseas) by exploiting the technological gap along with factor cost differentials. However, such O-advantages would cease to exist once the rivals overcome the technological gap and the cost differentials are eroded.

In the long run, therefore, it is essential that Indian IT firms create niche markets for themselves. For this, the firms need to put in more efforts in searching for unexploited technological gaps in the IT sector. By forming networks and consortia in collaboration with other firms and research institutions and pooling the available knowledge about the latest technologies, the firms would be able to quickly discover new avenues in IT industry. The overseas subsidiaries can also act as technology snooping centers for this purpose. The Indian government can also play an affirmative role by acting as an intermediary in the technology search and assimilation processes.

References

- Balestra, P., & S. Negassi (1992), 'A random coefficient simultaneous equation system with an application to direct foreign investment by French firms', *Empirical Economics*, 17, 205-220.
- Barney, J.B. (1997), 'Strategic factor markets: expectations, luck, and business strategy', in Foss, N.J. (ed.) *Resources, Firms, and Strategies* (pp. 146-160), Oxford: Oxford University Press.
- Buckley, P.J., & M. Casson (eds) (1985), *The Economic Theory of the Multinational Enterprise*, London, MacMillan.
- Co, C.Y. (2001), 'Trade, foreign direct investment and industry performance', *International Journal of Industrial Organization*, 19, 163-183.
- Dunning, J.H. (ed.) (1993), *United Nations Library on Transnational Corporations Vol. 1: The Theory of Transnational Corporations*, New York, Routledge.
- Dunning, J.H. (2000), 'The eclectic paradigm as an envelope for economic and business theories of MNE activity', *International Business Review*, 9, 163-190.
- Fagerberg, J. (1988), 'International Competitiveness', *Economic Journal*, 98, 355-374.
- Greene, W.H. (2002), *Econometric Analysis*, Delhi, Pearson Education Asia.
- Grossman, G.M., & E. Helpman (1991), *Innovation and Growth in the Global Economy*, Mass, MIT press.
- Gujarati, D.N. (2003), *Basic Econometrics*, fourth edition, New Delhi, MacGraw-Hill.
- Heeks, R. (1998), 'The Uneven Profile of Indian Software Exports, Development Informatics', Development Informatics Working Paper Series Paper No. 3, accessed online October 1, 2007 from <http://unpan1.un.org/intradoc/groups/public/documents/NISPAcee/UNPAN015537.pdf>
- Henley, J. (2006-7), 'Outsourcing the provision of software and IT-enabled services to India: emerging strategies', *International Studies of Management and Organization*, 36 (4), 111-131.
- Hufbauer, G.C. (1966), *Synthetic Materials and the Theory of International Trade*, London, Gerald Duckworth.
- Krugman, P. (1979), 'A Model of Innovation, Technology Transfer and the World Distribution of Income', *Journal of Political Economy*, 87, 253-266.
- Kumar, K. (1982), 'Third world multinationals: a growing force in international relations', *International Studies Quarterly*, 26 (3), 397-424.
- Kumar, N. (1994), *Multinational Enterprises and Industrial Organization: The Case of India*, New Delhi, Sage Publications.
- Kumar, N. & N.S. Siddharthan (1994), 'Technology, Firm Size and Export Behaviour in Developing Countries: The Case of Indian Enterprises', *The Journal of Development Studies*, 31 (2), 289-309.
- Lall, S. (ed.) (1980), *The Multinational Corporation: Nine Essays*, London, The MacMillan Press Ltd.
- Lall, S. (1982), 'The emergence of third world multinationals: Indian joint ventures overseas', *World Development*, 10 (2), 127-146.
- Mahoney, J.T., & J.R. Pandian (1997), 'The resource-based view within the conversation of strategic management', in Foss, N.J. (ed.) *Resources, Firms, and Strategies: A reader in the Resource-Based Perspective* (pp. 204-231), Oxford: Oxford University Press.

- Narayanan, K. (2006), 'Technology Acquisition and Export Competitiveness: Evidence from Indian Automobile Industry', in Tendulkar, S.D., Mitra, A., Narayanan, K., Das, D.K. (eds.), *India: Industrialization in a Reforming Economy* (pp. 439-470), New Delhi, Academic Foundation.
- Narayanan, K. (2007), 'Technology Acquisition and Competitiveness: Evidence from Indian IT industry', in Hashim, S.R. and Siddharthan, N.S. (eds.) *High Tech Industries, Employment, and Global Competitiveness*, New Delhi, Routledge.
- Narayanan, K., & S. Bhat (2007), 'Technological Efforts and Export performance of IT MNCs from India', in the conference proceedings of International Conference on *Globalisation of Chinese and Indian Enterprises*, 2-3 November 2007, Mumbai, India.
- Nelson, R.R., & S.G. Winter, (1982), *An Evolutionary Theory of Economic Change*, Cambridge: Belknap-Harvard.
- Pavitt, K., & L. Soete (1980), 'Innovative Activities and Export Shares: Some Comparisons between Industries and Countries', in Pavitt, K. (ed.), *Technical Innovation and British Economic Performance* (pp. 38-66), London, The MacMillan Press Ltd.
- Peteraf, M.A. (1997), 'The cornerstones of competitive advantage: a resource-based view', in Foss, N.J. (ed.) *Resources, Firms, and Strategies: A reader in the Resource-Based Perspective* (pp. 187-203), Oxford: Oxford University Press.
- Posner, M.V. (1961), 'International Trade and Technical Change', *Oxford Economic Papers*, 13, 11-37.
- Pradhan, J.P. (2004), 'The determinants of outward foreign direct investment: a firm-level analysis of Indian manufacturing', *Oxford Development Studies*, 32 (4), 619-639.
- Pradhan, J.P. (2007), 'National innovation system and the emergence of Indian information and software technology multinationals', Institute for Studies in Industrial Development working paper number 2007/09.
- Pugel, T.A. (1981), 'The determinants of foreign direct investment: an analysis of US manufacturing industries', *Managerial and Decision Economics*, 2 (4), Multinational Business, 220-228.
- Radhakrishnan, K.G. (2006), 'India's adolescent software industry', *Far Eastern Economic Review*, 169, 4, 34-39.
- Siddharthan, N.S., & S. Nollen (2004), 'MNE Affiliation, Firm Size and Exports Revisited: A Study of Information Technology Firms in India', *The Journal of Development Studies*, 40 (6), 146-168.
- Siddharthan, N.S., & Y.S. Rajan (2002), *Global Business, Technology and Knowledge Sharing: Lessons for Developing Country Enterprises*, Delhi, MacMillan India Ltd.
- UNCTAD (2006), *World Investment Report 2006: FDI from Developing and Transition Economies: Implications for Development*, New York and Geneva, United Nations Conference on Trade and Development.
- Vernon, R. (1966), 'International Investment and International Trade in the Product Life Cycle', *Quarterly Journal of Economics*, 80, 190-207.
- Wakelin, K. (1998), 'Innovation and export behaviour at the firm level', *Research Policy*, 26, 829-841.
- Wernerfelt, B. (1997), 'A resource-based view of the firm', in Foss, N.J. (ed.) *Resources, Firms, and Strategies: A reader in the Resource-Based Perspective* (pp. 117-130), Oxford: Oxford University Press.

WTO (2006), *World Trade Report 2006: Exploring the Links between Subsidies, Trade and the WTO*, World Trade Organization.